



# HSFB Series

*The ultimate solution for demanding level control. Multi-function level switches in custom lengths, delivering outstanding flexibility.*

- Impact resistant terminal box, IP67
- Universal mounting, G1" & flange
- Selectable switch point lengths and contact functions\*




Sensors with REED technology without power consumption, manufactured with the highest quality in our ISO-certified factory in Roslagen, Sweden.

## General description:

HSFB. The float level switches are available with up to four functions in the same unit. It can also be combined with a built-in temperature sensor or overtemperature protection. Suitable for most kinds of liquids.

## Construction:

Terminal box with waterproof screw lid, protection class IP67.  
Terminals with spring-loaded connection for mounting your own cable.  
G1" threaded connection and flange provide two options for mounting.  
Probe in SUS-316, floats in NBR.



\* We manufacture the sensor in desired lengths. Specify switch points length (mm) and contact function when ordering.

**O** : NO, open at low level, closes rising  
**S** : NC, closed at low level, opens rising  
**V** : NO/NC, change-over  
**T** : Overtemperature protection. NC, opens rising at 70°C ±5

## Options, special on request:

Overtemperature protection with other switching temperature.

Built-in temperature sensor Pt100 or Pt1000.

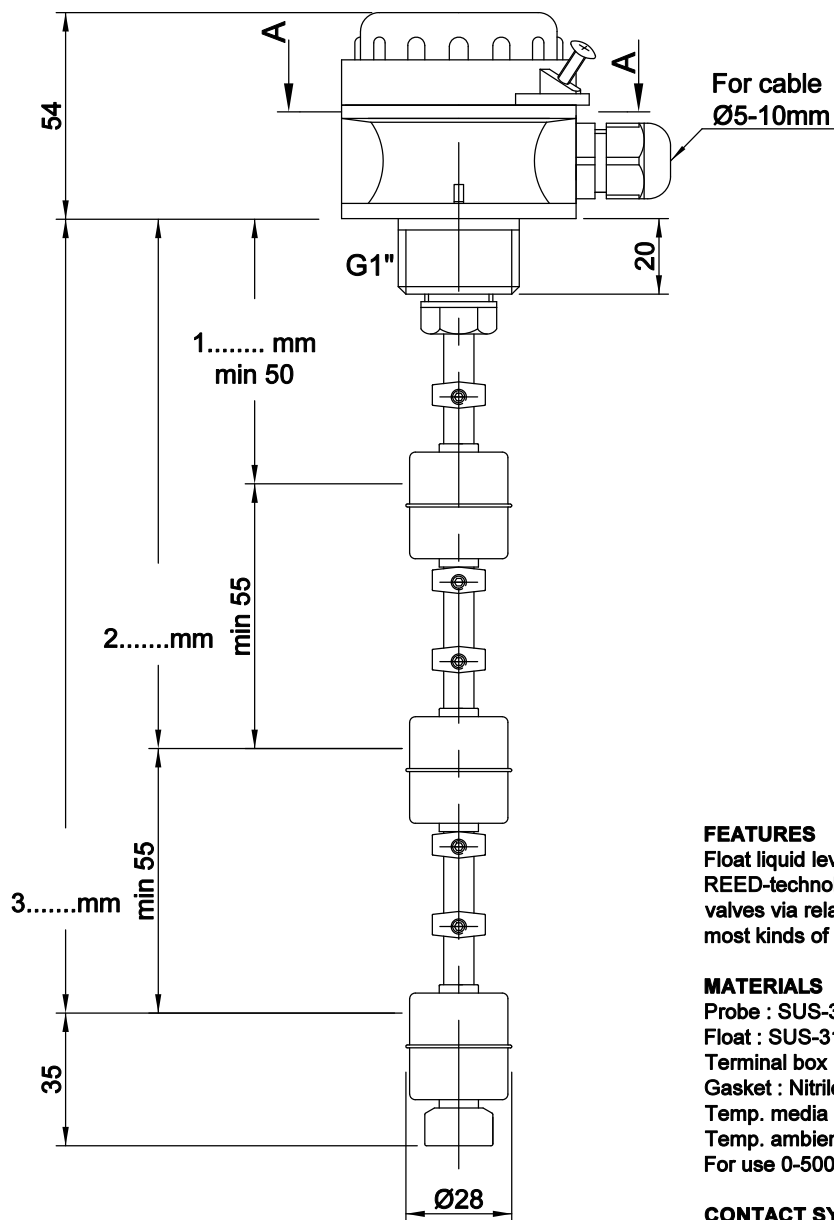
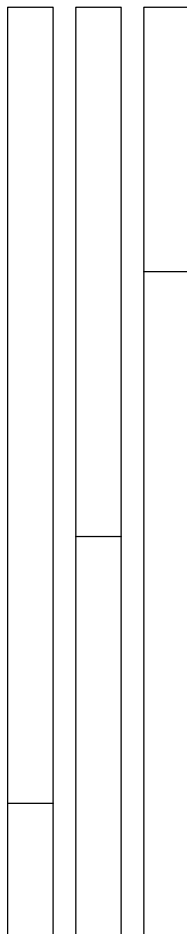


Note! Read this instruction before installation and use

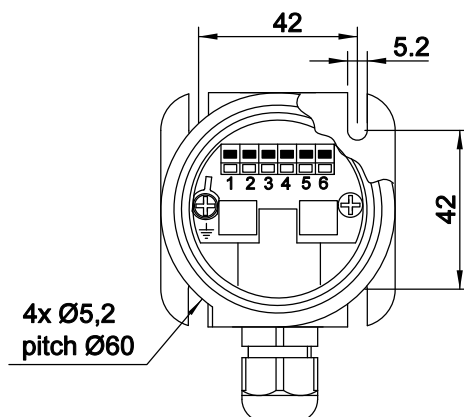
Protective earth



1 2 3 4 5 6



■ = Switch closed  
□ = Switch open



Section A-A

#### FEATURES

Float liquid level sensor with REED-technology to activate pumps or valves via relays or PLC. Suitable for most kinds of liquids.

#### MATERIALS

Probe : SUS-316  
Float : SUS-316, S.G. 0,7  
Terminal box : Polyamid 6  
Gasket : Nitrile  
Temp. media : -20...+100°C  
Temp. ambient : -20...+70°C  
For use 0-5000m above MSL

#### CONTACT SYMBOLS

O = means NO low, NC going upwards  
S = means NC low, NO going upwards

#### PROTECTION DEGREE

Terminal box : IP67  
Probe : IP68

#### ELECTRICAL MAX DATA

Contact rating *	70 VA
Voltage	3-230 V AC/DC DC to 60Hz
Current	1 A

\* = resistive load

**WARNING!** If no protective earth is connected to the sensor, the supply voltage must not exceed 48V AC/DC