

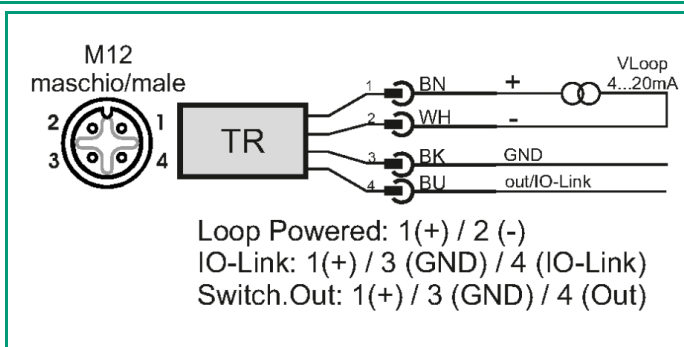
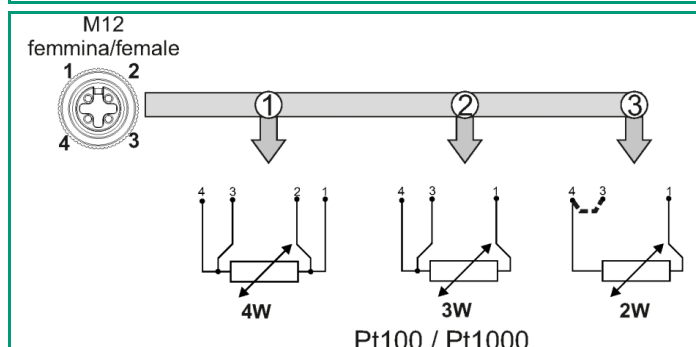
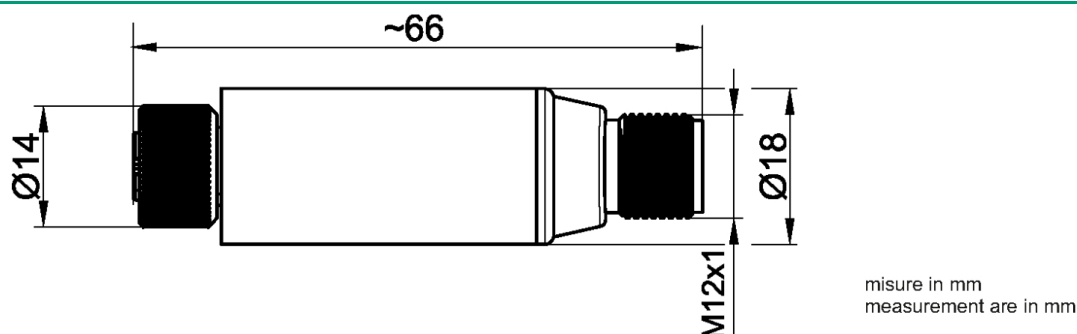
EVOMINI IOCM

Signal converter for RTD Pt100 and Pt1000 temperature sensors with IO-Link interface, metallic body

Can be configured in three operating modes: IO-Link, 4+20mA loop powered and switching output with alarm thresholds (SIO). Stainless steel body with dual M12 connector and IP67 protection degree. External influences such as ambient temperature, vibrations, moisture and EMC interference have minimal influence on the measurement thanks to the compact and robust design. Compatible with Italcoppie TRM and TRC sensors series.

UK
CA

HM 2503



TECHNICAL SPECIFICATION

Ambient temperature	-40 ÷80°C
Storage temperature	-40 ÷80°C
Operating humidity	0 ÷100%
Operating Voltage	18÷32 Vdc reverse polarity protection (IO-Link operating mode) 8÷32 Vdc reverse polarity protection (Loop Powered operating mode)
Current consumption	0.65 W (IO-Link operating mode) 0.8 W (SIO operating mode)
Input/Output insulation	None
Electronic board input	RTD Pt100/Pt1000 ($\alpha = 0,00385$) 2, 3 or 4 wire connection
Sensor input signal filter (*) (*) time to reach 90% of signal	Configurable from 0.1s to 3.7s
Sensor exciting current	~100 uA
Sensor wire maximum resistance	20 ohm / wire
Output signal type	Configurable between: 4÷20mA analogue signal; IO-Link; switching PNP or NPN output (SIO);
Permitted load	727Q @ 24 Vdc [Rload= (Vpw. - 8) / 0,022] (Loop Powered operating mode)
Sensor break or short-circuit monitoring	According to NAMUR NE43, selectable between: Upper scale (≥ 21.0 mA) Lower scale ($\leq 3,6$ mA) (Loop Powered operating mode)
Communication interface	IO-Link Vers. 1.1 (COM2 - 38,4Kbaud) Class A port M12x1 - 4 pos. A-coded
IO-Link Smart Sensor Profile (2nd ed.)	According to SSP type 3.1
Switching output (*) (*) SIO operating mode	NO/NC programmable, PNP/NPN Overload and short circuit protection Hysteresis or window function Maximum current: 150mA Programmable output activation/deactivation delay RGB LED for output status signaling (configurable color for OFF state and ON state)
Display elements (*) (*) IO-Link operating mode	Green color LED (IO-Link), RGB LED with configurable color (Locator), RGB LED with configurable color (SIO)
Temperature influence (*) (*) deviation from 20°C	Maximum value between $\pm 0,3^{\circ}\text{C}/25^{\circ}\text{C}$ and $\pm 0,3\%$ of span/ 25°C (Loop powered operating mode) $\pm 0,3^{\circ}\text{C}/25^{\circ}\text{C}$ in the range -200...500°C (IO-Link and SIO operating mode)
Long-term stability	Maximum 0.1% of span per year
Linear error	Negligible
Sensor error compensation	Offset or over two points
EMC	In accordance to EN 61326-1:2013 (CE) In accordance to BS EN 61326-1:2013 (UKCA)
Measurement range	-200 ÷800°C
Accuracy (*) (*) @25°C	Maximum value between $\pm 0.15\text{K}$ and $\pm 0.15\%$ of span (Loop Powered operating mode) $\pm 0.1\text{K}$ between -200÷400°C and $\pm 0.2\text{K}$ >400°C (IO-Link operating mode)
Connection body material	AISI 316L Stainless Steel
Type of connector	female 4-pin connector (INPUT SENSOR), 4-pin male connector (OUTPUT), both with M12x1 metal screw lock (in accordance with IEC 61076-2-101)
International protection marking (*) (*) According to IEC 60529	IP67
Programming	With any IO-Link programming platform and the relative master.
Option	On request adjustment on 1 or 2 points
Factory default	4-wire Pt100 input Loop powered operating mode: (4÷20)mA output / Range 0÷150°C / Sensor break $\geq 21\text{mA}$ / Sensor short-circuit $\leq 3.6\text{mA}$ Switching output operating mode (SIO): PNP type output with hysteresis function NO, SP=80°C, RSP=70°C, no delay, output status signaling: LED color red

ORDER CODES

IOCM	X
------	---