

DOL 27 and iDOL 27 capacitive sensor



Hemomatiks Art No: **DOL27-105303**

Capacitive sensor M30x117mm, PNP NO+NC, Sn:0-20mm, 2x trimmers,
timer OFF-delay 0-60s. IP69k

Hemomatiks Art No: **iDOL27-105381**

Capacitive sensor M30x117mm, PNP NO+NC, Sn:0-20mm, timer
NFC SmartAdjust, IP69k

HM 2308

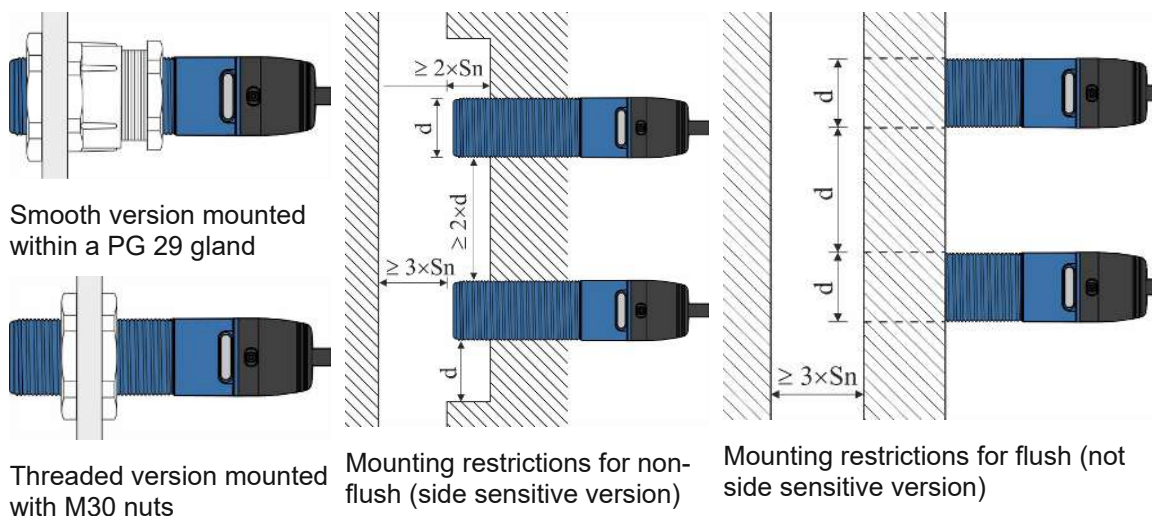
1 Product description

DOL 27 / iDOL 27 is a capacitive sensor for detection of loose and solid materials.

SCR output versions are available in 2-wire versions. PNP and NPN output versions are available in 4-wire versions.

The products are suitable together with contactors, relays, PLC's and similar within the agricultural and industrial sectors. DOL 27 / iDOL 27 is immune to EMI, short circuits and any overload. The mechanical design makes DOL 27 / iDOL 27 ideal for integration into applications with limited space. Very low power consumption in off state – enables possibility for sensors working in parallel on the same contactor. Unique possibility for controlling cross auger systems.

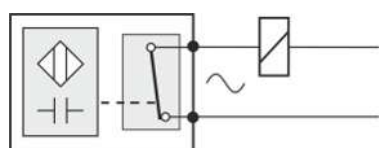
2 Mounting guide



3 Installation guide



Installation, servicing and troubleshooting of all electrical equipment must be carried out by qualified personnel in compliance with the applicable national and international standard EN 60204-1 and any other EU standards that are applicable in Europe.

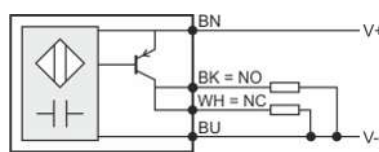


(i)DOL 27SCR

(i)DOL 27SCR:

Connect the sensor in series with the load. The polarity is unimportant.

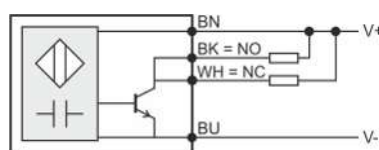
The sensor is protected against overload and short circuit. If the output current exceeds the nominal output current, the output function is switched off. Remove the short circuit or choose a smaller load to remove the error. The current limitation error is indicated on the sensor by double flashes followed by a pause.



(i)DOL 27PNP

(i)DOL 27PNP/NPN:

Connect the sensor to a DC supply and connect the loads between the outputs and V- for the PNP version and V+ for the NPN version.



(i)DOL 27NPN

The sensor is protected against polarity errors, and the outputs are protected against overload and short circuit. If the output current exceeds the nominal output current, the output function is switched off. Remove the short circuit or choose a smaller load to remove the error. The current limitation error is indicated on the sensor by double flashes followed by a pause.

LED indication	DOL 27SCR / iDOL 27SCR status	DOL 27PNP/NPN / iDOL 27PNP/NPN status
RED OFF	Sensor output is OFF	
RED slow flashing	Sensor delay is active	
RED double flashing	Sensor load error (overcurrent protection is active) MaxRunTimer is active (optional)	
RED ON	Sensor output is ON	
GREEN OFF	-	No power to sensor
GREEN ON	-	Power to sensor

Adjustment




DOL 27 / iDOL 27 is available with different functions

DOL 27 has trimmers with different functions depending on its type

iDOL 27 settings can be adjusted with the SmartAdjust app.

4 Technical data

		DOL 27SCR / iDOL 27SCR	DOL 27PNP/NPN / iDOL 27PNP/NPN
Electrical			
Supply voltage (Ue)	V AC/DC	20 - 280	-
	V DC	-	10 - 36
Frequency	Hz	47 - 63	
Max. ripple	%	-	10
Max. Current	mA AC/DC	500	-
	mA DC	-	500
Inrush current	A	< 2,5A @ 30 ms	-
Direct connection to Ue (current >> 500 mA) without damage to the sensor	times	>10	
Min. ON current	mA AC/DC RMS	< 10 (Ue = 20 - 90)	-
		< 6 (Ue = 90 - 280)	-
OFF current	mA AC/DC RMS	< 3 (Ue = 20 - 90)	-
		< 1 (Ue = 90 - 280)	-
Voltage drop, output ON	V AC/DC	< 6	-
	V DC	-	< 2.5
current consumption without load	mA DC	-	< 6
Specifications			
Detection speed	Hz	>15	>100
Time delay, start-up	ms	265	60
Time delay, ON*	ms-s	< 65 - 600	<10 - 600
Time delay, OFF* (adjustable)	s	0.1 - 600	
Activation distance (Sn)* (adjustable)	mm (inches)	0 - 20 (0 - 0.79)	
Safe activation distance	mm (inches)	4 - 15 (0.16 - 0.59)	

		DOL 27SCR / iDOL 27SCR	DOL 27PNP/NPN / iDOL 27PNP/NPN
Repeatability	%	5	
Hysteresis	%	4 - 10	
MaxRunTimer* (3 settings for DOL 27, stepless 1-7200 s for iDOL 27)	s	Off / Period 1 / Period 2	
Number of single turn 240° potentiometer (DOL 27)		0, 1 or 2	
SmartAdjust (iDOL 27)		<div><div></div><div></div><div></div></div> <div>Activated NFC required</div>	
Number of outputs		1	1 or 2
Type of output		NO or NC	NO and NC
Indicator for power ON		-	Green LED
Indicator for sensor output state ON or Error		Red LED	
Mechanical			
Sensor length	mm (inches)	117 (4 5/8)	
Sensor diameter (d)	mm (inches)	29.5 (1 3/16)	
Cable dimensions	mm2 (AWG)	2x0.5 (2xAWG20)	4x0,26 (4xAWG22)
Cable length	m(ft.)	2 (6.6)	
Cable type		UL2517	
Weight incl. cable	g (oz)	170 (6)	
Environment			
Operating temperature	°C (°F)	-20 to +70 (-4 to +158)	
Operating temperature, USA and Canada, Ie < 300mA	°C (°F)	-20 to +70 (-4 to +158)	
Operating temperature, USA and Canada, Ie < 500mA	°C (°F)	-20 to +65 (-4 to +149)	-20 to +70 (-4 to +158)
Storage temperature	°C (°F)	-40 to +80 (-40 to +176)	
Protection class	IP	69k (DIN 40050-9)	
	NEMA	1, 3, 4, 6, 12, 13	
Approval		CE, UL, C-UL	

*Option – can be changed / introduced upon request. See the current functions on the product label.

4.1 Dimensions



SmartAdjust

A companion app that allows easy and intuitive configuration for your sensors.



Be smart and keep it simple!

*Smart*Adjust

*Smart*Adjust companion app allows easy and intuitive configuration of all the sensors in the iDOL series.

SmartAdjust is available in the following sensors from dol-sensors a/s:

- iDOL 20
- iDOL 27
- iDOL 44R
- iDOL 44R-33
- iDOL 46R

Configurations have been tailored to perfection in your application can be saved and shared amongst your staff to be used in other livestock houses. Due to the versatility of **Smart**Adjust and iDOL sensors, the only thing you really have to worry about is choosing the right housing for your sensors.

- Sensors can be configured with no power applied
- Sensor configurations can be saved for later use and shared with others
- In-reach configuration ensures excellent security and eliminates the risk of configuring other sensors than the one intended



SmartAdjust

The benefits of **SmartAdjust**

Configuration:

Avoid guessing and get more accurate readings as **SmartAdjust** makes it configure sensor settings exactly the way you want them to be.

Time saver:

Settings from one iDOL sensor can be copied to as many others as you like, simply by tapping them.

Simplicity:

Never miss an order again. What used to be hardware variants is now handled in the shop with **SmartAdjust**.

Unpowered:

Not exactly, but with **SmartAdjust**, iDOL sensors can be adjusted without being powered. Stay in the comfort of the office or van and prepare all the sensors before installing them.

Be smart and keep it simple! Download **SmartAdjust** from Google Play & App store

