

iDOL 20SCR capacitive sensor



SmartAdjust

Hemomatiks Art No: **IDOL20-103275**
Capacitive sensor 69x100mm, 2-wire 20-280V AC/DC,
Sn:0-12mm, timer, IP69k, NFC SmartAdjust

HM 2308

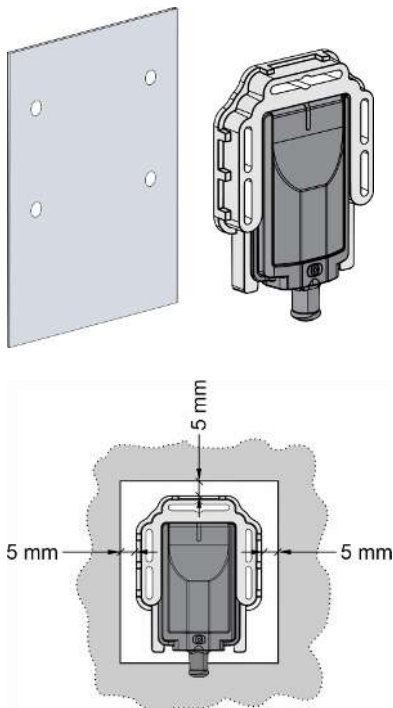
1 Product description

iDOL 20SCR is a capacitive sensor for detection of loose and solid materials.

The sensor has a 2-wire connection (ON or OFF), which is protected against higher current (I_e) than specified, incl. connection / short-circuit directly to supply voltage.

The product is suitable together with contactors, relays and similar within the agricultural and industrial sectors. The mechanical design makes iDOL 20SCR ideal for integration into applications with limited space.

2 Mounting guide



Measurement through plastic material:

The sensor with mounting clip can be used for plastic types with a minimum of moisture absorption.

Fit the sensor so that it is protected from the build-up of dust and the impact of water on the detection area of the sensor, including condensation.


If there is significant wear, the sensor should be mounted behind a wear plate made of a suitable plastic material.

The sensor is not side sensitive, but to avoid incorrect detection as a result of uncertainty with regard to mounting, it is best to keep the sensor away from any metal components, see the dimensions in figure (5 mm gap).

3 Installation guide



Installation, servicing and troubleshooting of all electrical equipment must be carried out by qualified personnel in compliance with the applicable national and international standard EN 60204-1 and any other EU standards that are applicable in Europe.



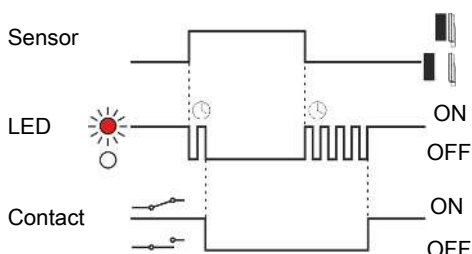
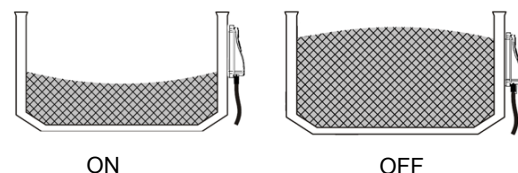
LED indication	Sensor status
LED OFF	Sensor is OFF
LED is flashing fast	ON or OFF delay is active
LED is flashing slowly	The sensor is not program-med, factory settings are used
LED ON	Sensor is ON

If the max. current (I_e) is exceeded, the sensor will try to change from OFF to ON 6 times, at the same time as quick pairwisered LED flashes occur.

4 User Guide

When there is material in front of the sensor, the output is in the reference position (OFF). When the material disappears, the timer, starts, and the output will change to on after the set delay. The status of the sensor is indicated with a red LED.

The sensor sensitivity and delayed disconnection can be adjusted via the SmartAdjust app.



Delayed disconnection:

fixed delay *or* delay can be adjusted via the SmartAdjust app.

Delayed connection:

fixed delay *or* delay can be adjusted via the SmartAdjust app.

Sensitivity:

fixed distance *or* distance can be adjusted via the SmartAdjust app.

MaxRun-timer:

iDOL 20 SCR adjustable 1-7200s via SmartAdjust app




5 Maintenance

If the sensor is located in a particularly dirty environment, it may be necessary to clean the area around the sensor.

Otherwise, no additional maintenance is required.

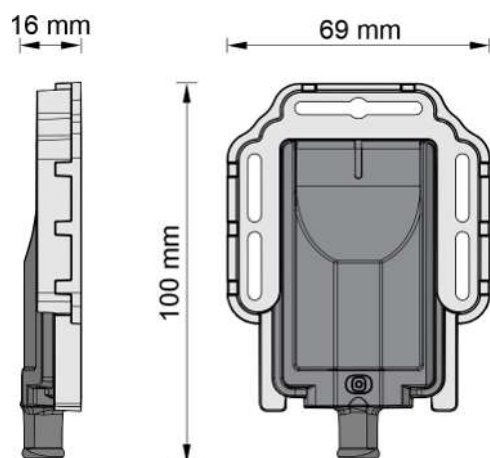
6 Technical data

Electrical		
Rated voltage (U_e)	V AC V DC	20 - 280 20 - 280
Frequency	Hz	47 - 63
Max. current (I_e)	mA	500
Direct connection to U_e (current \gg 500 mA) without damage to the sensor	Times	> 10
Min. ON current (I_m)	mA RMS/DC	< 10 ($U_e = 20 - 90$)
	mA RMS/DC	< 4 ($U_e = 90 - 280$)
OFF current (I_r)	mA RMS/DC	< 3 ($U_e = 20 - 90$)
	mA RMS/DC	< 1 ($U_e = 90 - 280$)
Voltage drop (Out) (current > 20 mA)	mA RMS/V DC	< 6
Time delay, start-up	ms	< 150
Time delay, ON (adjustable)	s	0 - 3600

Time delay, OFF (adjustable)	s	0 - 3600
Operating distance (Sn) (adjustable)	mm in	0 - 12 0 - 0.47
Safe activation distance (Sa)	mm in	4 - 10 0.16 - 0.39
Repeatability (R)	%	5
Hysteresis (H)	%	4 - 10
MaxRunTimer* (adjustable)	s	0 - 7200
LED indicator for sensor ON		Red LED
Mechanical		
Cable length*	m (ft.)	1.5 (4.9)
Cable dimensions	mm ² (AWG)	2x0.5 (2x20)
Frame for mounting sensor		Included
Environment		
Temperature, operation	°C (°F)	-20 - +70 (-4 - 158)
Temperature, operation, US and Canada, Ie < 300 mA	°C (°F)	-20 - +70 (-4 - 158)
Temperature, storage	°C (°F)	-40 - +80 (-40 - 176)
Protection class	IP (NEMA)	69k (1, 3, 4, 6, 12, 13)
Approvals		CE, C-UL, UL
SmartAdjust	<div>    </div> <p>Activated NFC required</p>	

*Option – can be changed upon request. See the current functions on the product label.

6.1 Dimensions



SmartAdjust

A companion app that allows easy and intuitive configuration for your sensors.



Be smart and keep it simple!

*Smart*Adjust

*Smart*Adjust companion app allows easy and intuitive configuration of all the sensors in the iDOL series.

SmartAdjust is available in the following sensors from dol-sensors a/s:

- iDOL 20
- iDOL 27
- iDOL 44R
- iDOL 44R-33
- iDOL 46R

Configurations have been tailored to perfection in your application can be saved and shared amongst your staff to be used in other livestock houses. Due to the versatility of **Smart**Adjust and iDOL sensors, the only thing you really have to worry about is choosing the right housing for your sensors.

- Sensors can be configured with no power applied
- Sensor configurations can be saved for later use and shared with others
- In-reach configuration ensures excellent security and eliminates the risk of configuring other sensors than the one intended



SmartAdjust

The benefits of **SmartAdjust**

Configuration:

Avoid guessing and get more accurate readings as **SmartAdjust** makes it configure sensor settings exactly the way you want them to be.

Time saver:

Settings from one iDOL sensor can be copied to as many others as you like, simply by tapping them.

Simplicity:

Never miss an order again. What used to be hardware variants is now handled in the shop with **SmartAdjust**.

Unpowered:

Not exactly, but with **SmartAdjust**, iDOL sensors can be adjusted without being powered. Stay in the comfort of the office or van and prepare all the sensors before installing them.

Be smart and keep it simple! Download **SmartAdjust** from Google Play & App store

