

# HEMOMATIK Sweden

Liquid level and temperature switch

Art.nr. HMCB-OOT

O=..... mm

Drawing nr. HMCB-OOT

Rev. 1

Approved P.L. 150427

Scale 1:2

O=..... mm, T=70°C

Date 150427

Sign. MEM

For switchpoints .....mm, see label

Rev. date 180327



### APPLICATION

For sensing off liquid levels to activate pumps or valves via relays or PCs, a floatswitch works equally well with conductive as with non-conductive fluids such as oils.

### WORKING PRINCIPLE

The float contains a magnet. It follows the fluid along the stem. The stem is a non magnetic material with 1 to 5 built-in reedswitches.

The magnet activates each reedswitch for aprox. 10 mm. This is called a passing switch. To assure that the contact status remains unchanged the stem is provided with a stop ring below respectively above the float. This allows to determine whether the level is rising or falling.

We have chosen to define the contact status with empty tank and with the thread mounted in the upwards position.

### MATERIALS

Stem : Brass  
Float : BUNA-N (nitrofuel)  
Fitting : Brass  
Terminalbox : PA6  
Temp. max : Oil +100°C

### CONTACT SYMBOLS

S = means NC low, NO going upwards  
O = means NO low, NC going upwards

### PROTECTION DEGREE

Junction box : IP67  
Stem : IP68

### TEMPERATURE SWITCH

Level sensors may be equipped with built in over-temperature protection, if specified. Standard temperature switches open above +70°C and reset at +50°C. Other temperature settings or closing of contacts and tighter tolerances upon request.

### INSTALLATION

Compression fitting is delivered not tightened. Decide and adjust level, once the nut is tightened the compression ring is firm on the stem.

### ELECTRICAL DATA

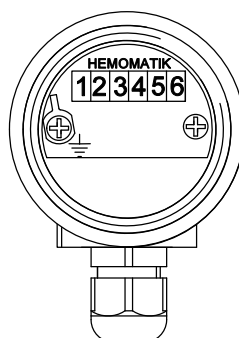
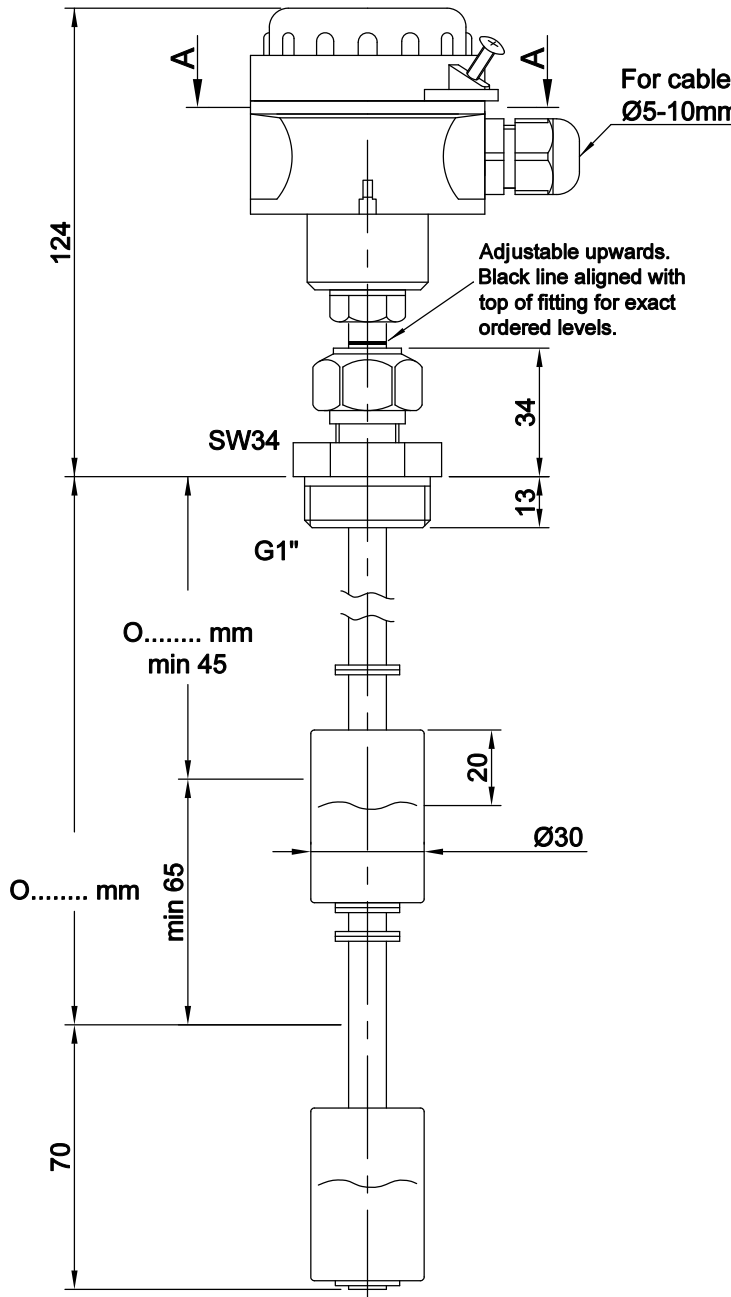

Contact rating *	80 VA
max voltage	250 V
max current	1,3 A

\* = resistive load

No ground = max 50 V

Note. Above values are for resistive loads. Mechanical life is 30 millions.

Use series resistor for lamp load, or other suitable protection for inductive loads if the rating is higher than 1/10 of the values above.



Section A-A

Rights to the design and drawing belongs to HEMOMATIK Sweden, copyright ©

■ = Switch closed

□ = Switch open