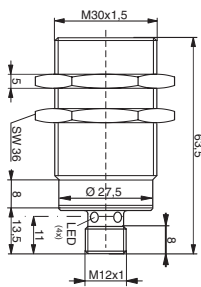



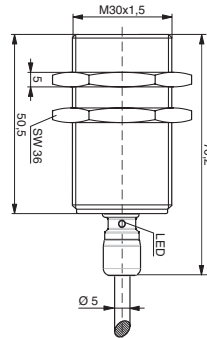


# INDUCTIVE SENSOR MARITIME DW-Mx-703-M30

HOUSING	OPERATING DISTANCE	MOUNTING	✓ Maritime approved: DNVGL-CG-0339: 2016 ✓ One-piece stainless-steel housing (IP 68 / IP 69K)	✓ Extremely robust ✓ Sea-water resistant ✓ Factor 1 on steel and aluminum
M30	20 mm	Embeddable		



DW-MS-703-M30-002



DW-MD-703-M30

DETECTION DATA		INTERFACE	
Rated operating distance (S <sub>n</sub> )	20 mm	Indicator LED, yellow	Sensing state (0 ≤ s ≤ 0.8 S <sub>r</sub> )
Assured operating distance (S <sub>a</sub> )	≤ (0.81 x S <sub>n</sub> ) mm	Indicator LED, yellow, blinking	Sensing state (0.8 S <sub>r</sub> < s ≤ S <sub>r</sub> )
Repeat accuracy	0.7 mm	IO-Link	✓
Hysteresis	≤ 15% S <sub>r</sub>		
Temperature drift	≤ 10% S <sub>r</sub>		
Standard target	60 x 60 x 1 mm, FE 360		

Notes: 0.9S<sub>n</sub> ≤ S<sub>a</sub> ≤ 1.1S<sub>n</sub> / Further information on sensing ranges provided in the Contrinex catalog available on Contrinex homepage.

ELECTRICAL DATA		MECHANICAL DATA	
Supply voltage range (U <sub>B</sub> )	10...30 VDC	Mounting	Embeddable
Residual ripple	≤ 20% U <sub>B</sub>	Housing material	Stain. steel V4A (1.4404 / AISI 316L)
Output current	≤ 200 mA	Sensing face material	Stain. steel V4A (1.4404 / AISI 316L)
Output voltage drop	≤ 2,0 V at 200 mA	Operating pressure	40 bar max.
Power consumption (no-load)	≤ 10 mA	Ambient temperature operation	-25 ... +85 °C
Residual current	≤ 0.1 mA	Enclosure rating	IP68, IP69K
Switching frequency	≤ 125 Hz	Weight (cable/connector)	204 g / 140 g
Short-circuit protection	✓	Shock and vibration	IEC 60947-5-2 / 7.4
Voltage reversal protection	✓		
Cable length max.	300 m		

Note: all data measured according to IEC 60947-5-2 standard with U<sub>B</sub>=20...30VDC, T<sub>A</sub>=23 °C ± 5 °C.

Email: info@hemomatik.se  
 Internet: www.hemomatik.se  
 Växel: 08-771 02 20  
 Teknik: 08-771 35 80  
 Order: 08-771 00 04  
 Låna: S-142-50 SKOGAS  
 Stockholm, Sweden  
**HEMOMATIK**

## CORRECTION FACTORS

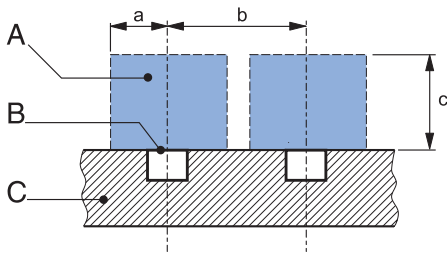
Steel FE 360	1.0	Copper	0.85	Aluminum	1.0	Brass	1.3	Stainless S. V4A 1 / 2 mm	0.35/ 0.7
--------------	-----	--------	------	----------	-----	-------	-----	---------------------------	-----------

## CORRECTION FACTORS FOR EMBEDDABLE MOUNTING IN SUPPORT OF

Steel FE 360	0,8	Copper	-	Aluminum	0.7	Brass	0.6	Stainless S. V4A	1
--------------	-----	--------	---	----------	-----	-------	-----	------------------	---

Note: the operating distance of the sensor must be multiplied by the correction factor of the material. For example, the operating distance on Aluminum is  $S_{n,Al} = S_n \times CF_{Al}$ . In case of embeddable mounting, the distance is multiplied by the additional correction factor of the support, thus  $S_{n,Al} = S_n \times CF_{Al} \times CF_{emb,Al}$ .

## INSTALLATION CONDITIONS



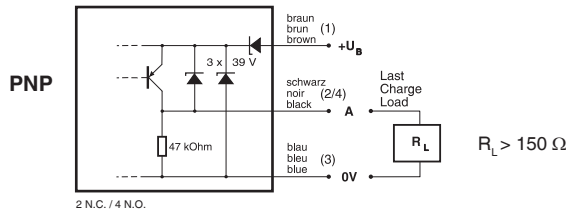
A : metal free zone      a : 45 mm  
 B : sensing face        b : 110 mm  
 C : support                c : 60 mm

Note: additional installation information can be found in the glossary of the Contrinex General Catalog.

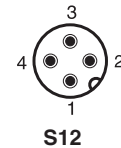
## IO-LINK FUNCTIONALITIES

IO-Link version	1.0
SIO mode	Supported
Process data	Detection 80% $S_r$ & 100% $S_r$
Baudrate	COM2 (38.4 kBaud)
Special functions	NO/NC selection, output timing, event flags

## WIRING DIAGRAM



## PIN ASSIGNMENT



## AVAILABLE TYPES

Part number	Part reference	Polarity	Connection	Output on pin 4
320 420 754	DW-MS-703-M30-002	PNP	connector S12	Normally open (NO) / IO-Link
320 420 755	DW-MD-703-M30	PNP	cable 2 m PUR	Normally open (NO) / IO-Link

### Notes:

- Part reference may include additional suffix to indicate a revision version or special version. Further information is available on request.
- Temperature expansion due to ambient temperature changes needs to be considered for mounting fixtures and targets.

Operators of the products we supply are responsible for compliance with measures for the protection of persons. The use of our equipment in applications where the safety of persons might be at risk is only authorized if the operator observes and implements separate, appropriate and necessary measures for the protection of persons and machines. Terms of delivery and rights to change design reserved.